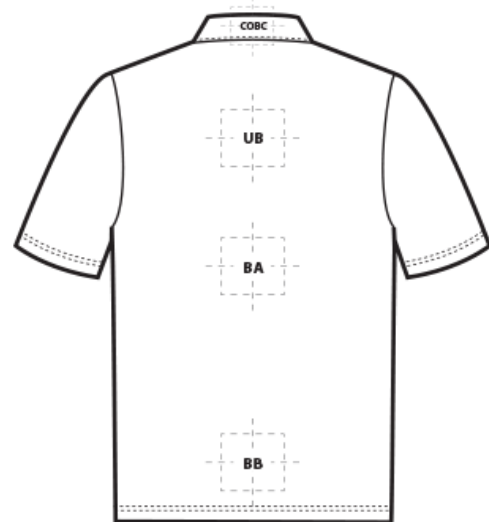
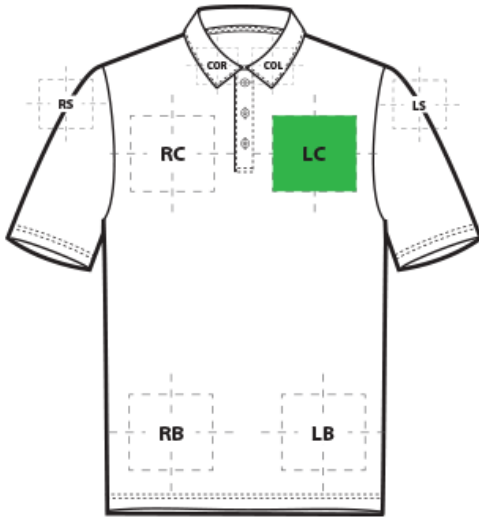


DECORATION SPEC SHEET

SPORT-TEK

ST550 Sport-Tek® PosiCharge® Competitor # Polo



FRONT DECORATION DIMENSIONS

COL	Collar Left	1"H x 4"H	
COR	Collar Right	1"H x 4"H	
LB	Left Bottom	4"HX4"W	
LC	Left Chest	4"HX4"W	Primary
RB	Right Bottom	4"HX4"W	
RC	Right Chest	4"HX4"W	

BACK DECORATION DIMENSIONS

BA	Back	20"H x 14"W	
BB	Back Bottom	6"HX14"W	
COBC	Collar Back	1"H x 4"W	
UB	Upper Back	4"H X 12"W	

SLEEVE DECORATION DIMENSIONS

LS	Left Shoulder	4"H x 4"W	
RS	Right Shoulder	4"H x 4"W	

Decoration area is dependent on garment size, decoration method and the equipment being used. Please consult your decorator or supplier.

DECORATION SPEC SHEET

SPORT-TEK

ST550 Sport-Tek® PosiCharge® Competitor # Polo

DECORATION TECHNIQUES



EMBROIDERY



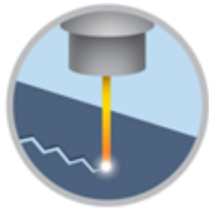
SCREEN PRINTING



HEAT TRANSFERS



EMBOSS



LASER ETCHING



PAD PRINTING

ESSENTIAL PRODUCT INFORMATION

Due to the nature of 100% polyester fabrics, special care must be taken throughout the decoration process when heat is applied for curing. Please consult with your decorator or material supplier.

TIPS FROM OUR EXPERTS BY DECORATION TECHNIQUE



EMBROIDERY

Embroidery is the art of embellishing a piece of apparel with a needle and thread or yarn creating stunning visual representations of various types of art. This is achieved by converting logos in a digitizing software and using various stitch patterns, angles, density and stitch types to create depth, movement and detail. Thread can be made from many materials. The most commonly used threads are polyester and rayon. There are also options such as metallic, cotton, nylon, silk and even Nomex thread for fire resistance. Embroidery has a very high-perceived value and is popular for use on most apparel, bags, hats, luggage, blankets and more!

Performance or poly mesh backing is recommended; it is the best to stabilize light weight soft fabrics.

DECORATION SPEC SHEET

SPORT-TEK

ST550 Sport-Tek® PosiCharge® Competitor # Polo



SCREEN PRINTING

An imprinting method in which the image is transferred to the fabric. Ink is squeegeed through a stenciled screen stretched over a frame and then cured in a dryer.

Low-cure poly inks are required. Grey or black bleed blockers may be necessary. Avoid hot-stacking when decorating 100% polyester, blends and pigment dye fabrics.



HEAT TRANSFERS

A graphic, name and or number applied to a textile with a heat press. Great for quantities of any size, sports name and numbering, fashion, performance wear, print on demand programs and on-site decorating events.


Heat transfers with low cure adhesive and bleed blockers are required for this product. Avoid hot-stacking when decorating 100% polyester, blends, and pigment dye fabrics.



EMBOSS

Embossing uses a metal-engraved die along with a combination of time and temperature to create a design that will not fade or wash away. An embossed logo is made when the areas surrounding the logo are pressed, creating a puffed or raised look. This method works well on cotton, polyester, leather, pleather, fleece and polar fleece fabrics. It is an extremely upscale look and a fresh alternative to traditional decorating techniques.

Darker colors and lighter weight garments may not give you the desired outcome.



LASER ETCHING

Laser etching is a decorating process that burns a pattern into the top layer of fabric, giving it a subtle tone-on-tone appearance. The image the etching creates has an upscale look that is usually the same color but several shades darker than the original fabric's color. It works well with both big or small logos.

Test etch prior to production to dial in wattage and speed. Darker colors may not give you the desired outcome.



PAD PRINTING

Pad printing uses a soft silicone pad to transfer an image taken from a plate etched with a reversed logo, similar to a rubber stamp. Images can be very small and detailed and can be up to 5½ inches in diameter. Pad printers are capable of printing up to six colors, however most industry printers use one to two colors at most when printing on apparel. Pad printing is a popular trend for tagless label printing. The prints are soft, durable and capable of high and low volume production. Pad printing is great for sling bags, totes and other items that are difficult to decorate, as well as styles that are heat sensitive.

Please consult with your decorator, consumables and equipment suppliers or reach out to decoratorrelations@sanmar.com for further information.